




# unit 4: Weaves



Name \_\_\_\_\_

Class \_\_\_\_\_ Date \_\_\_\_\_

Score \_\_\_\_\_

**Instructions:** You will be viewing a series of photos to become more aware of various types of weaves. Complete this worksheet while viewing the test photos in each section of Unit 4: Weaves. Be as descriptive as possible in your responses.

## I. Plain Weaves

The photos illustrate examples of the face and reverse sides of plain weaves including:

- balanced weaves
- unbalanced weaves
- basket weaves
- even-sided twills
- warp-faced twills
- warp-faced satins

### Weave 1, face and reverse

What type of weave is represented by the fabric in the face and reverse photos? Is it a plain, twill or satin weave?

\_\_\_\_\_

What specific type of plain, twill or satin weave is represented?

\_\_\_\_\_

Describe the distinguishing characteristics.

\_\_\_\_\_

\_\_\_\_\_


\_\_\_\_\_

What application might be appropriate for this type of weave?

\_\_\_\_\_



# unit 4: Weaves



## Weave 2, face and reverse

What type of weave is represented by the fabric in the face and reverse photos? Is it a plain, twill or satin weave?

---

What specific type of plain, twill or satin weave is represented?

---

Describe the distinguishing characteristics.

---

---

---

What application might be appropriate for this type of weave?

---

## Weave 3, face and reverse

What type of weave is represented by the fabric in the face and reverse photos? Is it a plain, twill or satin weave?

---

What specific type of plain, twill or satin weave is represented?

---

Describe the distinguishing characteristics.

---

---


---

What application might be appropriate for this type of weave?

---



# unit 4: Weaves



## Weave 4, face and reverse

What type of weave is represented by the fabric in the face and reverse photos? Is it a plain, twill or satin weave?

---

What specific type of plain, twill or satin weave is represented?

---

Describe the distinguishing characteristics.

---

---

---

What application might be appropriate for this type of weave?

---

## Weave 5, face and reverse

What type of weave is represented by the fabric in the face and reverse photos? Is it a plain, twill or satin weave?

---

What specific type of plain, twill or satin weave is represented?

---

Describe the distinguishing characteristics.

---

---


---

What application might be appropriate for this type of weave?

---



# unit 4: Weaves



## Weave 6, face and reverse

What type of weave is represented by the fabric in the face and reverse photos? Is it a plain, twill or satin weave?

---

What specific type of plain, twill or satin weave is represented?

---

Describe the distinguishing characteristics.

---

---

---

What application might be appropriate for this type of weave?

---

What are some of the benefits of using twill weaves?

---

---


What are some of the benefits of using satin weaves?

---

---



# unit 4: Weaves



## II. Fancy Weaves

The photos illustrate examples of the face and reverse sides, and in some cases an edge view, of fancy weaves including:

- dobby weaves
- jacquard weaves
- leno weaves
- double cloth
- pile weaves
- warp-faced satins

### Fancy Weave 1, face, reverse and edge

What type of fancy weave is represented by the fabric in the face, reverse and edge photos?

---

What specific variety of this fancy weave is represented?

---

What characteristics help in determining the type of weave?

---

List two applications that might be appropriate for this type of weave.

---


### Fancy Weave 2, face and reverse

What type of fancy weave is represented by the fabric in the face and reverse photos?


---

What specific variety of this fancy weave is represented?

---



## unit 4: Weaves



What characteristics help in determining the type of weave?

---

List two applications that might be appropriate for this type of weave.

---

### **Fancy Weave 3, face and reverse**

What type of fancy weave is represented by the fabric in the face and reverse photos?

---

What specific variety of this fancy weave is represented?

---

What characteristics help in determining the type of weave?

---

List two applications that might be appropriate for this type of weave.

---

### **Fancy Weave 4, face, reverse and edge**

What type of fancy weave is represented by the fabric in the face, reverse and edge photos?

---

What specific variety of this fancy weave is represented?

---

What characteristics help in determining the type of weave?


---

List two applications that might be appropriate for this type of weave.

---



# unit 4: Weaves



## Fancy Weave 5, face and reverse

What type of fancy weave is represented by the fabric in the face and reverse photos?

---

What specific variety of this fancy weave is represented?

---

What characteristics help in determining the type of weave?

---

List two applications that might be appropriate for this type of weave.

---

## Fancy Weave 6, face, reverse and edge

What type of fancy weave is represented by the fabric in the face and reverse photos?

---

What specific variety of this fancy weave is represented?

---

What characteristics help in determining the type of weave?


---

List two applications that might be appropriate for this type of weave.

---



# unit 4: Weaves



## Fancy Weave 7, face and reverse

What type of fancy weave is represented by the fabric in the face and reverse photos?

---

What specific variety of this fancy weave is represented?

---

What characteristics help in determining the type of weave?

---

List two applications that might be appropriate for this type of weave.

---

---

What are the general differences between basic and fancy weaves?

---

---

Why might a merchandiser select products made from fancy weaves over products made from basic weaves?

---

---